

## Terminal block - 4 pin Euro-Style

PRODUCT ID: 677

IN STOCK

1

ADD TO CART

1-9

10-99

100+

ADD TO WISHLIST

[DESCRIPTION](#)

[TECHNICAL DETAILS](#)




## DESCRIPTION

Connect this to that **without soldering** using these quick terminal blocks. They allow connecting of two sets of four wires together using just a flat-head screwdriver. These are UL rated to carry up to 15 Amps, so they're great for high current LED strips! Can be used with wires from 14AWG to 22 AWG

## TECHNICAL DETAILS

[Datasheet](#)

# LEARN



**Trinket Bluetooth Alarm System**  
Use the Trinket to build a custom wireless alarm system



**Smart Cocktail Shaker**  
Use an Arduino and Android device to help you mix drinks!



**MIDI Solenoid Drummer**  
Use Crickit to build an automated percussive instrument.

# MAY WE ALSO SUGGEST...



4-pin AT/ATX/IDE power




4-pin JST SM Plug +



RF Touch Wheel Controller



DE-9 (DB-9) Male Plug to




HDMI Plug Breakout Board



5-pin JST SM Plug +



Terminal Block - 2-pin



DE-15 (DB-15) Male Plug to




Panel Mount HDMI Socket



6-pin JST SM Plug +



Terminal Block - 3-pin



2-Pin Wire Joints (3-pack)

# DISTRIBUTORS [EXPAND TO SEE DISTRIBUTORS](#)

[SUPPORT](#)

[DISTRIBUTORS](#)

[EDUCATORS](#)

[JOBS](#)

[FAQ](#)

[SHIPPING & RETURNS](#)

[TERMS OF SERVICE](#)

[PRIVACY & LEGAL](#)

[ABOUT US](#)

ENGINEERED IN NYC Adafruit®

*makes little distinction between...  
work and play" - L. P. Jacks*



4.9 ★★★★★  
Google  
Customer Reviews