



Edge-Launch SMA Connector for 0.8mm / 0.031" Slim PCBs

PRODUCT ID: 1864

47 IN STOCK

1

ADD TO CART

1-9

10-99

100+

ADD TO WISHLIST

[DESCRIPTION](#)[TECHNICAL DETAILS](#)

DESCRIPTION

This is a great connector for anyone doing RF work, when an SMA connector is required. It hugs the edge of a "half thickness" 0.031" thick PCB (or thinner!) and 'launches' off of the edge. We like these for their ease of soldering and low profile. Mates with any SMA plug, we also have an SMA to RP-SMA in case your antenna is RP-SMA

You can find an Eagle footprint for this part in the [Adafruit Eagle Library](#), it's called [SMA_EDGELAUNCH](#)

New Products 6/18/2014



TECHNICAL DETAILS

- Impedance: 50 ohm
- Diameter of Jack: 6.1mm / .24"
- Width of Plug: 6.4mm / .25"
- Total Length of Connector: 13.5mm / 0.53"
- Weight: 2g




MAY WE ALSO SUGGEST...



2.4GHz Dipole Swivel



SMA Jack to RP-SMA Plug



Right-angle Mini




Edge-Launch SMA



SMA to uFL/u.FL/IPX/IPEX



RP-SMA Jack to SMA Plug




GPS Antenna - External



RP-SMA to



Mini GSM/Cellular Quad-



BNC Male Plug Terminal



BNC Female Jack Terminal



Mini On/Off Push-Button

[CONTACT](#)[SUPPORT](#)[DISTRIBUTORS](#)[EDUCATORS](#)[JOBS](#)[FAQ](#)[SHIPPING & RETURNS](#)[TERMS OF SERVICE](#)[PRIVACY & LEGAL](#)[ABOUT US](#)

"There's nothing like watching the sunrise to the beats of the Robot Heart" - [Andrew "bunnie" Huang](#)

ENGINEERED IN NYC Adafruit®



4.9 ★★★★★
Google
Customer Reviews