



## USB 2.0 Powered Hub - 7 Ports with 5V 2A Power Supply

PRODUCT ID: 961

IN STOCK

1

ADD TO CART

1-9

10-99

100+

ADD TO WISHLIST

[DESCRIPTION](#)

[TECHNICAL DETAILS](#)



## DESCRIPTION

Add lots more USB capability to your Raspberry Pi or computer using this powered USB 2.0 hub. It adds a full **seven powered ports**, all at USB 2.0 speeds so you can use video cameras

Downloaded from [Arrow.com](#) (cheaper than the v1.1 and not as fast!)

The extra sauce with this hub is that you can power it with an external 5V adapter. There's a 2 Amp adapter included, which should be plenty to run even power-hungry cameras, WiFi adapters, and flash disks. The hub is fused for two amps using a resettable PTC fuse. Unlike cheaper hubs, this one has a single chip that provides all 7 ports instead of having two 4 port hubs chained inside. This is a great companion to your Pi, as they only have one or two USB ports and limited powering capability - we've tested it with great success on the Pi as well as our Mac and Windows desktop machines

Comes with a 7-port hub, a USB extender cable, 5V 2A UL listed power adapter that can be used with 100-240VAC wall power.

---

## TECHNICAL DETAILS

- 7 USB 2.0 ports
- Multiple Transaction Translator supports low-speed and high-bandwidth USB devices
- Wrap-around cable protects port when not in use
- Versatile bus or AC powered with over-current protection; hot-swappable
- Plug and play - Windows and Mac compatible
- Adapter tip: 3.67mm / 0.14"
- Hub Dimensions: 50mm x 88mm x 21mm / 2" x 3.5" x 0.8"

---

## LEARN



### [Chumby Hacker Board](#)

All the joy of Chumby, with extra chewy breakouts!




### [Adafruit's Raspberry Pi Lesson 3. Network Setup](#)

Learn how to connect to the Internet wirelessly or with Ethernet



### [PiMiner Raspberry Pi Bitcoin Miner](#)

Use a Raspberry Pi to control & monitor your USB bitcoin miners



### [Raspberry Pi LED Spectrum Analyzer](#)

Turn your Pi into a music display that bounces along to mp3 playlists




### [Setting up WiFi with BeagleBone Black](#)

Use a USB WiFi adapter to get your BeagleBone Black on the Internet!




### [Using an External Drive as a Raspberry Pi Root Filesystem](#)

Quickly set up your Pi to boot with a USB stick or external hard drive as main storage.



### [Android Smart Home Mirror](#)


Turn an old tablet into an entryway display



### [Introducing the Raspberry Pi Zero](#)

65mm x 30mm x 5mm of Pi Power

MAY WE ALSO SUGGEST...




Adafruit Pi Box - Enclosure




USB WiFi (802.11b/g/n)



USB cable - USB A to Micro-



Raspberry Pi Model B



Adafruit Pi Case- Enclosure




USB WiFi (802.11b/g/n)



USB cable - A/MiniB



Right Angle USB cable -



Adafruit Pi Dish for



USB Cable - Standard A-B



USB 3-Way Charging Cable -



FTDI Serial TTL-232 USB

DISTRIBUTORS [EXPAND TO SEE DISTRIBUTORS](#)

[CONTACT](#)

[SUPPORT](#)

[DISTRIBUTORS](#)

[EDUCATORS](#)

[JOBS](#)

[FAQ](#)

[SHIPPING & RETURNS](#)

[TERMS OF SERVICE](#)

[PRIVACY & LEGAL](#)

[ABOUT US](#)

*"We have a hunger of the mind which asks for knowledge of all around us, and the more we gain, the more is our desire; the more we see, the more we are capable of seeing" - [Maria Mitchell](#)*

ENGINEERED IN NYC Adafruit®



4.9 ★★★★★  
Google  
Customer Reviews